

# ansa<sup>TM</sup>

a unicare brand

## Shower Chair, Stool & Over Toilet Frame Instruction & Safety Manual

Tested and Certified to (AS/NZS 3973:2009)  
Australian Ergonomic Product Design  
Lifetime zero rust guarantee

Congratulations on your purchase of a **ANSA** quality product. Before using your product, please read all instructions carefully. The warranty will not apply if the product is used incorrectly. This product has been tested to a safe working load.

Please refer to the SWL Sticker on your product.

**Note:** Please check that the SWL, on your **ANSA** product, is applicable to your personal requirements.

## Warranty

**Product Warranty** - This covers faulty workmanship or defective material for the original consumer purchase for 12 months from the purchase date. In the event of a defect covered by this warranty,

- We will at our option repair or replace the product.
- The item must be returned to your distributor or selling agent with proof of purchase.
- Use and care instructions have been complied with
- No unauthorised repairs or alterations have been made

**Life time zero rust Warranty** - This covers the products effectiveness at preventing the development of rust.

## Warning

This product has been designed and manufactured with safety and function in mind for general use. For those with special requirements, who may find this product unsuitable, please contact your nearest health professional. This is a high usage product, suitable for use in showers, bathrooms and wet areas. Not suitable for use in corrosive areas, pools etc.

## Use and Care

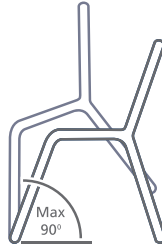
- **ANSA** products are designed for maximum comfort and assistance. We have provided push button height adjustable legs on most of our range. This feature enables users to adjust the height and angle of the seat to custom suit their needs.
- All push buttons must be fully protruding and checked before use.
- One of the legs has a multi-hole function allowing minimal setting changes to compensate for uneven floor surfaces e.g. tiled bathroom and toilet floors.
- Heavy and/or uneven user weight distribution may cause stress to the frame.
- Ensure you are seated in a central, even position.

## Cleaning and Maintenance

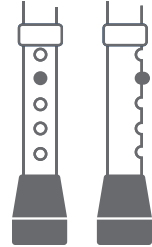
- To clean your **ANSA** product, use a mild detergent and dry with a clean cloth.
- Regular maintenance inspections are necessary
- Damaged items should be withdrawn from use until rectified.




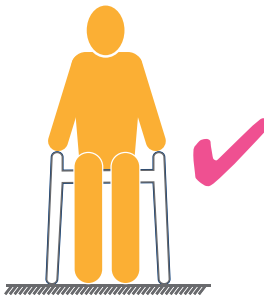
Adjustable  
seat height



Adjustable  
seat angle



Adjustable push  
button leg



## Important Information

The following is made in lieu of all warranties, expressed or implied.

Sellers and manufacturers only obligation shall be to replace such quality of this product provided to be defective. Neither seller nor manufacturer shall be liable for any injury, loss or damage, direct, indirect or consequential arising out of the inability to use this product.

Before using, the user shall determine the suitability of the product for the intended use, and the user will assume all risk and liability whatsoever in connection therewith. No statement or recommendation not contained herein shall have any force or effect unless in an agreement signed by the representatives of the seller and manufacturer. The patient's nursing care should never be neglected, and when ANSA products are in use, continual assessment should be carried out to ensure the products are still appropriate for the patient's condition.

ANSA is renowned for quality products and design. Due to continuous improvement, our products are subject to change without notice.

This ANSA product is Tested and Certified to Australian Standards



**ansa**<sup>™</sup>  
a unicare brand

PO Box 82 Bentley WA 6982  
T 08 9351 7500 F 08 9350 5299  
[info@unicarehealth.com.au](mailto:info@unicarehealth.com.au)  
[www.unicarehealth.com.au](http://www.unicarehealth.com.au)

Authorised Distributor

